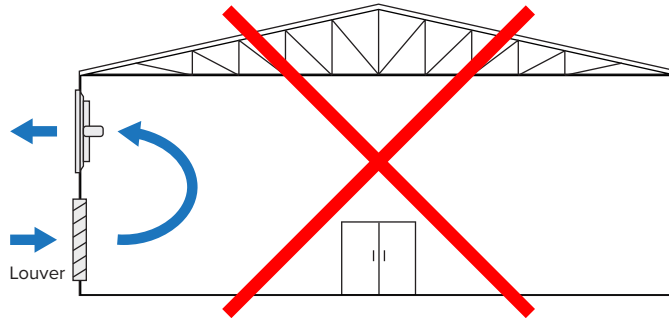


COMMON VENTILATION SYSTEMS

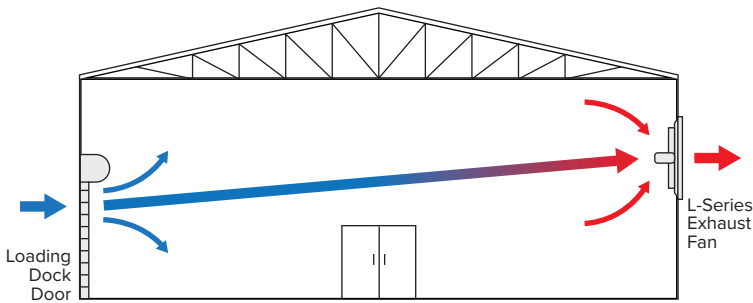
Proper fan placement insures sufficient air turnover, adequate air velocity and even air distribution.

INCORRECT SETUP

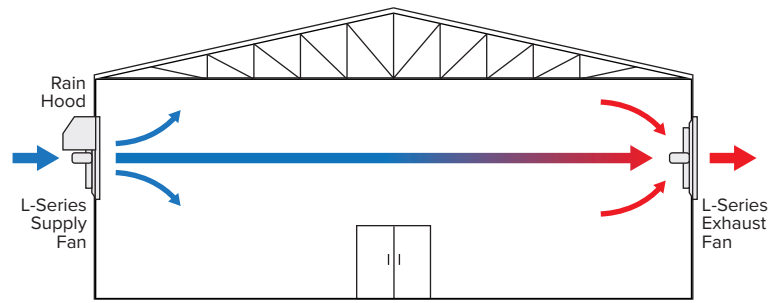


An example of a *poorly* setup system. Air flows in and out of the same area, resulting in no air flow for the rest of the building.

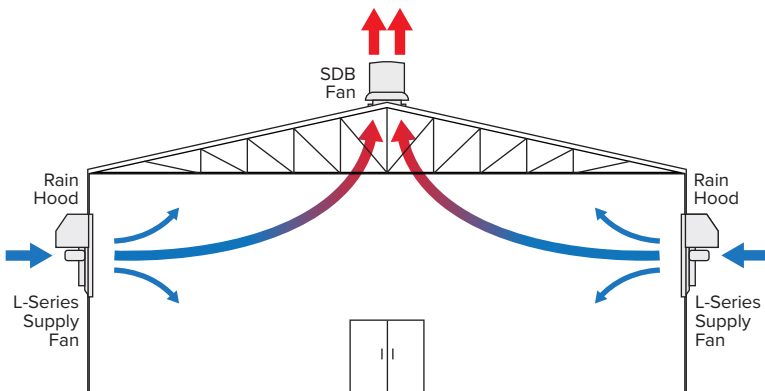
CORRECT SETUPS



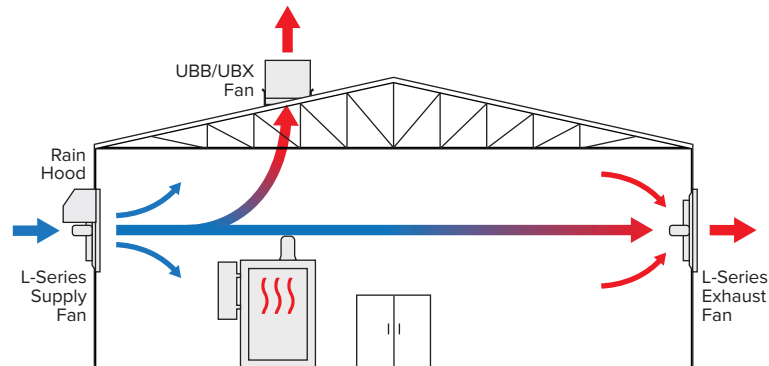
Place exhaust fan on opposite wall of a loading dock door. Only run exhaust when dock door is open.



If no dock door is present, position supply fans on opposite wall of exhaust fans. Supply fans should be on the north side of the building so as not to bring in heat from the sun.



Use roof exhausters in conjunction with supply fans to remove warmer air, fumes, and vapor.



If using a heat producing machine, place a roof exhauster directly above the machine to dispell heat, while also ventilating the whole building through supply and exhaust fans.