



PATTERSON

THE AUTHORITY IN AIR MOVEMENT

**PRODUCT
CATALOG**

WELCOME TO
PATTERSON FAN

**YOUR FACILITY WITH
OUR TOTAL PACKAGE**

As a very proud American manufacturer, I thank you for your interest in Patterson Fan. We have over 30 years of experience in designing and implementing airflow solutions for distribution and fulfillment centers, cross docks, manufacturing plants, food processors, agriculture facilities, entertainment parks, and many other industrial applications. As an industry leader and innovator, we have the tools and expertise necessary to address your air movement needs, including the following areas:

AISLES

Durable, High Velocity Industrial Fans - 80' to 200' Air Throw Distance

SHIPPING AREAS

HVLS Ceiling and High Velocity Fans - Ideal for Fulfillment/Distribution Centers

PICK MODULES

Modular Rack Mount and Quiet Fans Designed for Low-Ceiling, Confined Areas

LOADING DOCK DOORS

The Original Truck Cooler Fans and the HVTC with a "Small-Footprint" Design

WORKSTATIONS

Power Tubes (Fabric Air Duct Systems) and Personal Fans

ROOF & TRUCK TRAILERS

Evaporative Cooling Systems Designed to Eliminate the Heat Load

With the *right* fans in the *correct* positions, we can utilize your facilities' layout to actually get air moving in areas where you don't have fans!

Patterson wants to be *your* company's Air Movement Authority, meeting all your needs and solving any problems in an expedited manner. More and more, people are saying, "Just call Patterson."

Thank you for your interest in Patterson Fan, where we proudly manufacture in South Carolina.

Sincerely,

Vance Patterson
President & CEO

Patterson Fan Company



THE AUTHORITY IN AIR MOVEMENT



TABLE OF CONTENTS

INDUSTRIES	3
HIGH VELOCITY FANS: OVERVIEW	5
HIGH VELOCITY FANS: MOUNTING OPTIONS	7
HIGH VELOCITY FANS 10-34”	8
LOADING DOCK FANS HVTC, Truck Cooler Fans, & Dock Lights	15
PICK MODULE FANS DB & Rack Mount Fans	17
HVLS CEILING FANS V-Series	19
DRUM FANS Shop Floor Fans	20
CAGE FANS Pedestal Fans	20
STAINLESS STEEL & GALVANIZED FANS	21
FABRIC AIR DUCTS Power Tubes	22
SUPPLY & EXHAUST FANS	23
SOLAR SHIELD Evaporative Roof & Truck Trailer Cooling	24
INSTALLATION SERVICES	25
COMPLETE PRODUCT LINE	26

INDUSTRIES

WHICH FANS ARE RIGHT FOR YOUR FACILITY



AGRICULTURE

SOLUTIONS


- High Velocity Fans **5-14**
- HVLS Fans **19**
- Cage Fans **20**
- Agriculture/
Live Haul Fan **21**
- Fabric Air Ducts **22**
- Supply & Exhaust Fans **23**



CANNABIS

SOLUTIONS

- High Velocity Fans **5-14**
- Cage Fans **20**
- Agriculture/
Live Haul Fan **21**
- Fabric Air Ducts **22**
- Supply & Exhaust Fans **23**



DISTRIBUTION, FULFILLMENT, & LOGISTICS

SOLUTIONS

- High Velocity Fans **5-14**
- Loading Dock Fans **15-16**
- Pick Module Fans **17-18**
- HVLS Fans **19**
- Fabric Air Ducts **22**
- Supply & Exhaust Fans **23**



FOOD PROCESSING

SOLUTIONS

- Stainless Steel Fans **21**
- Agriculture/
Live Haul Fan **21**
- Supply & Exhaust Fans **23**

INDUSTRIES


WHICH FANS ARE RIGHT FOR YOUR FACILITY



GOVERNMENT

SOLUTIONS

- High Velocity Fans **5-14**
- DB - The Quiet Fan **17**
- HVLS Fans **19**
- Drum Fans **20**
- Cage Fans **20**
- Supply & Exhaust Fans **23**



MANUFACTURING

SOLUTIONS


- High Velocity Fans **5-14**
- HVLS Fans **19**
- Drum Fans **20**
- Cage Fans **20**
- Fabric Air Ducts **22**
- Supply & Exhaust Fans **23**
- Roof Cooling **24**



RECREATION

SOLUTIONS

- High Velocity Fans **5-14**
- DB - The Quiet Fan **17**
- HVLS Fans **19**
- Cage Fans **20**
- Stainless Steel Fans **21**



VEHICLES


SOLUTIONS

- High Velocity Fans **5-14**
- DB - The Quiet Fan **17**
- HVLS Fans **19**
- Drum Fans **20**
- Cage Fans **20**

HIGH VELOCITY FANS

OVERVIEW

AIRFLOW RANGE



SIZE	AMPS H/L	PHASE	FAN DIMENSIONS			AIR THROW DISTANCE	SHIPPING WEIGHT
			W	D	ID		
10"	.8/7	115V	15.625"	13"	10"	40'	12 lbs

10"



MOUNTING OPTIONS

- YM** Yoke Mount (standard)
- CW** Column-Wall
- TC** Truck Cooler
- RM** Rack Mount
- PB** Pedestal Base
- BC** Beam Clamp

SIZE	CFM	HP	FAN DIMENSIONS			AIR THROW DISTANCE	SHIPPING WEIGHT
			W	D	ID		
14"	2600	1/4	20"	16"	14.625"	60'	35 lbs

14"



MOUNTING OPTIONS

- YM** Yoke Mount (standard)
- PS** Portable Stroller
- CW** Column-Wall
- TC** Truck Cooler
- RM** Rack Mount
- PB** Pedestal Base
- BC** Beam Clamp

SIZE	CFM	HP	FAN DIMENSIONS			AIR THROW DISTANCE	SHIPPING WEIGHT
			W	D	ID		
18"	3800	1/2	24"	16"	19.125"	80'	44 lbs

18"



MOUNTING OPTIONS

- YM** Yoke Mount (standard)
- PS** Portable Stroller
- CW** Column-Wall
- TC** Truck Cooler
- RM** Rack Mount
- PB** Pedestal Base
- BC** Beam Clamp

HIGH VELOCITY FANS

OVERVIEW

22"



SIZE	CFM	HP	FAN DIMENSIONS			AIR THROW DISTANCE	SHIPPING WEIGHT
			W	D	ID		
22"	5570	1/2	29"	16"	22.5"	100'	49 lbs

MOUNTING OPTIONS

YM	Yoke Mount (standard)
PS	Portable Stroller
CW	Column-Wall
RM	Rack Mount
PB	Pedestal Base
BC	Beam Clamp

26"



SIZE	CFM	HP	FAN DIMENSIONS			AIR THROW DISTANCE	SHIPPING WEIGHT
			W	D	ID		
26"	7650	1	33"	18.5"	27"	150'	93 lbs

MOUNTING OPTIONS

YM	Yoke Mount (standard)
PS	Portable Stroller
CW	Column-Wall
RM	Rack Mount
PB	Pedestal Base
BC	Beam Clamp

30"



SIZE	CFM	HP	FAN DIMENSIONS			AIR THROW DISTANCE	SHIPPING WEIGHT
			W	D	ID		
30"	12,000	1	37"	22"	30.875"	200'	99 lbs

MOUNTING OPTIONS

YM	Yoke Mount (standard)
PS	Portable Stroller
CW	Column-Wall
RM	Rack Mount
PB	Pedestal Base
BC	Beam Clamp

34"



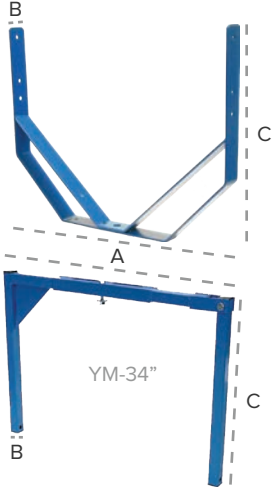
SIZE	CFM	HP	FAN DIMENSIONS			AIR THROW DISTANCE	SHIPPING WEIGHT
			W	D	ID		
34"	17,000	3	43.5"	25.5"	34.875"	230'	215 lbs

MOUNTING OPTIONS

YM	Yoke Mount (standard)
CW	Column-Wall
PB	Pedestal Base

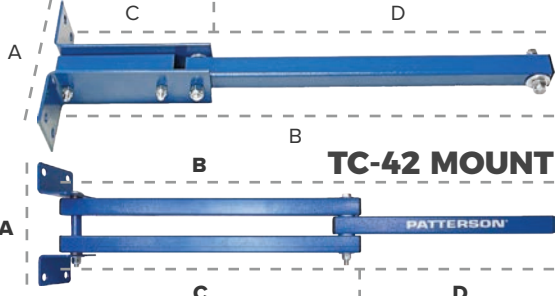
HIGH VELOCITY FANS

MOUNTING OPTIONS



YOKE MOUNT STANDARD

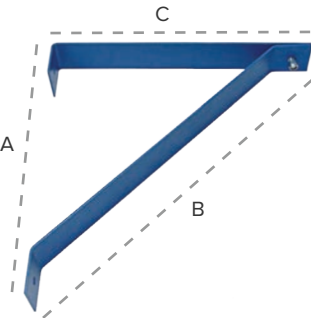
FAN SIZE	MOUNT DIMENSIONS			SHIPPING WEIGHT
	A	B	C	
10"	14"	2"	9.5"	2 lbs
14"	16"	2"	14"	4 lbs
18"	19.5"	2"	14.5"	8 lbs
22"	24"	2"	18"	10 lbs
26"	28"	4"	19.5"	21 lbs
30"	30.5"	4"	20.75"	24 lbs
34"	36"	2"	29"	25 lbs



TRUCK COOLER DOCK DOOR MOUNTS

TC-42 MOUNT


FAN SIZE	MOUNT DIMENSIONS				SHIPPING WEIGHT
	A	B	C	D	
10.5"	36"	11"	25"	16 lbs	
10.4"	42.8"	27"	15.8"	14 lbs	



COLUMN-WALL

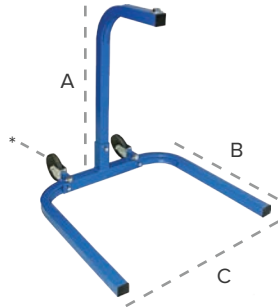
FAN SIZE	MOUNT DIMENSIONS			SHIPPING WEIGHT
	A	B	C	
10"	14"	19"	14"	4 lbs
14-22"	22"	30.5"	22"	13 lbs
26-30"	27"	38"	29"	20 lbs
34"	36"	43"	30"	24 lbs

OSCILLATORS AVAILABLE



RACK MOUNT PICK MODULE FANS

FAN SIZE	MOUNT DIMENSIONS			SHIPPING WEIGHT
	A	B	C	
10-14"	10.5"	3"	14.5"	5 lbs
18"	10.5"	3"	17"	7 lbs
22"	10.5"	3"	19"	8 lbs
26-30"	10.5"	3"	21"	10 lbs

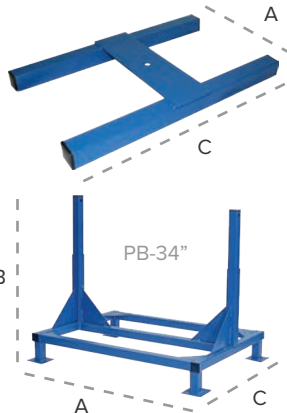


PORTABLE STROLLER

FAN SIZE	MOUNT DIMENSIONS			SHIPPING WEIGHT
	A	B	C	
14-30"	32"	35"	32"	36 lbs


* 5" Caster Wheels

OSCILLATORS AVAILABLE



PEDESTAL BASE

FAN SIZE	MOUNT DIMENSIONS			SHIPPING WEIGHT
	A	B	C	
10-14"	12"	-	14.5"	6 lbs
18-22"	15"	-	23"	12 lbs
26"	16"	-	26"	15 lbs
30"	20"	-	26"	15 lbs
34"	41.5"	32.5"	28.5"	106 lbs



BEAM CLAMP

FAN SIZE	MOUNT DIMENSIONS			SHIPPING WEIGHT
	A	B	C	
10-30"	7"	3"	2"	3 lbs

10"

HIGH VELOCITY FAN



STANDARD
YM - YOKE MOUNT

ADDITIONAL MOUNTING OPTIONS:



TC Truck Cooler

RM Rack Mount

CW Column-Wall

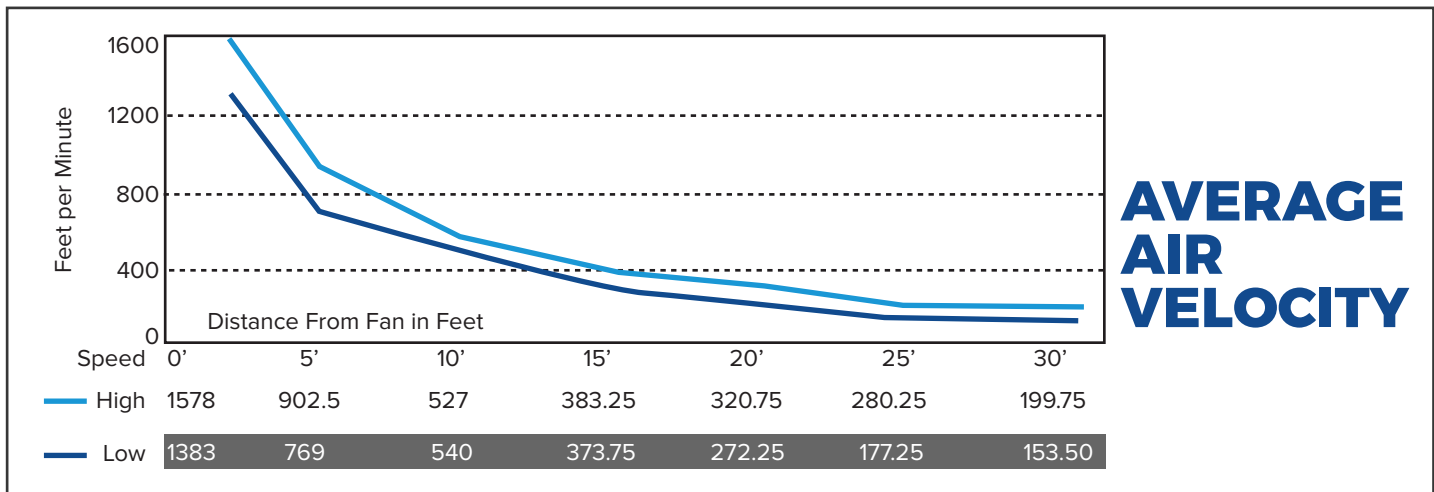
PB Pedestal Base

SHIPPING WEIGHT:	28 lbs	17 lbs	16 lbs	16 lbs
-------------------------	--------	--------	--------	--------

SIZE	AMPS H/L	PHASE	FAN DIMENSIONS			AIR THROW DISTANCE	SHIPPING WEIGHT
			W	D	ID		
10"	.8/7	115V	15.625"	13"	10"	40'	12 lbs

- Propeller:** 10" Diameter
- Enclosure:** Totally Enclosed
- Duty Cycle:** Continuous
- Power Cord:** 12' Length
- Decibels:** High @ 20' - 56.5
Low @ 20' - 55.7
- Warranty:** 1 Year

One Man, One Fan
THE WORKSTATION FAN



14"

HIGH VELOCITY FAN



STANDARD YM - YOKE MOUNT

ADDITIONAL MOUNTING OPTIONS:



RM Rack Mount **TC** Truck Cooler **CW** Column-Wall **PS** Portable Stroller **PB** Pedestal Base

SHIPPING WEIGHT:	40 lbs	51 lbs	48 lbs	71 lbs	41 lbs
------------------	--------	--------	--------	--------	--------

SIZE	CFM	HP	FAN DIMENSIONS			AIR THROW DISTANCE	SHIPPING WEIGHT
			W	D	ID		
14"	2600	1/4	20"	16"	14.625"	60'	35 lbs

FEATURES

Propeller: 14" Diameter, 3 Blade Galvalum, 37°
Fan Inlet/Outlet: High Impact Polypropylene
Finger Guards: OSHA Compliant
Power Cord (115V Only): 12' Length (Switch Optional)
RPM: 1725
Decibels: 63.1 @ 20' - 73.1 @ 3'
Coverage: 1800 ft²

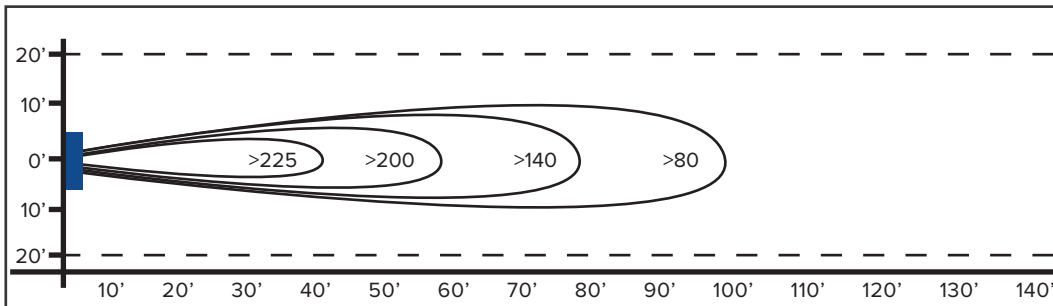
Warranty: 2 Years

MOTOR

VOLTAGE	MOTOR AMPS	RUNNING AMPS
115V/208-230V*	2.8/1.4	2.8/1.4
208-230/460V	1.5-1.4/.75	1.4/.70
277V	1.1	1.1

Enclosure: TEAO Standard
Frame: 48
Ambient Temperature: 104°F
Duty Cycle: Continuous

*standard



AIR FLOW PATTERN

Above velocities shown in feet/minute.

18"

HIGH VELOCITY FAN



STANDARD YM - YOKE MOUNT

ADDITIONAL MOUNTING OPTIONS:



RM Rack Mount **TC** Truck Cooler **CW** Column-Wall **PS** Portable Stroller **PB** Pedestal Base

SHIPPING WEIGHT:	51 lbs	60 lbs	57 lbs	80 lbs	56 lbs
------------------	--------	--------	--------	--------	--------

SIZE	CFM	HP	FAN DIMENSIONS			AIR THROW DISTANCE	SHIPPING WEIGHT
			W	D	ID		
18"	3800	1/2	24"	16"	19.125"	80'	44 lbs

FEATURES

Propeller: 17" Diameter, 3 Blade Galvalum, 33°
Fan Inlet/Outlet: High Impact Polypropylene
Finger Guards: OSHA Compliant
Power Cord (115V Only): 12' Length (Switch Optional)
RPM: 1725
Decibels: 65.1 @ 20' - 76.3 @ 3'
Coverage: 2700 ft²

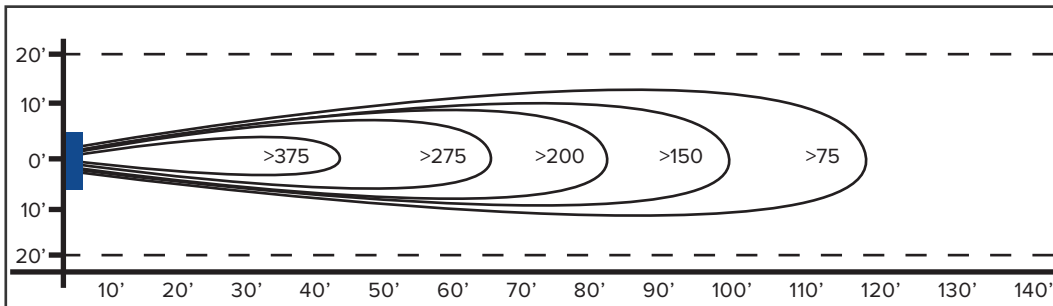
Warranty: 2 Years

MOTOR

VOLTAGE	MOTOR AMPS	RUNNING AMPS
115V/208-230V*	6.0/3.0-2.9	5.9/2.9-2.8
208-230/460V	2.11-1.91/.96	2.0-1.8/.9
277V	1.85	1.75

Enclosure: TEAO Standard
Frame: 56
Ambient Temperature: 104°F
Duty Cycle: Continuous

*standard



AIR FLOW PATTERN

Above velocities shown in feet/minute.

22"

HIGH VELOCITY FAN



STANDARD
YM - YOKE MOUNT

ADDITIONAL MOUNTING OPTIONS:



RM Rack Mount 57 lbs **CW** Column-Wall 62 lbs **PS** Portable Stroller 85 lbs **PB** Pedestal Base 61 lbs

SHIPPING WEIGHT:

SIZE	CFM	HP	FAN DIMENSIONS			AIR THROW DISTANCE	SHIPPING WEIGHT
			W	D	ID		
22"	5570	1/2	29"	16"	22.5"	100'	49 lbs

FEATURES

- Propeller:** 21" Diameter, 3 Blade Galvalum, 19°
- Fan Inlet/Outlet:** High Impact Polypropylene
- Finger Guards:** OSHA Compliant (Stainless Steel Optional)
- Power Cord (115V Only):** 12' Length (Switch Optional)
- RPM:** 1725
- Decibels:** 66.5 @ 20' - 77.6 @ 3'
- Coverage:** 3600 ft²

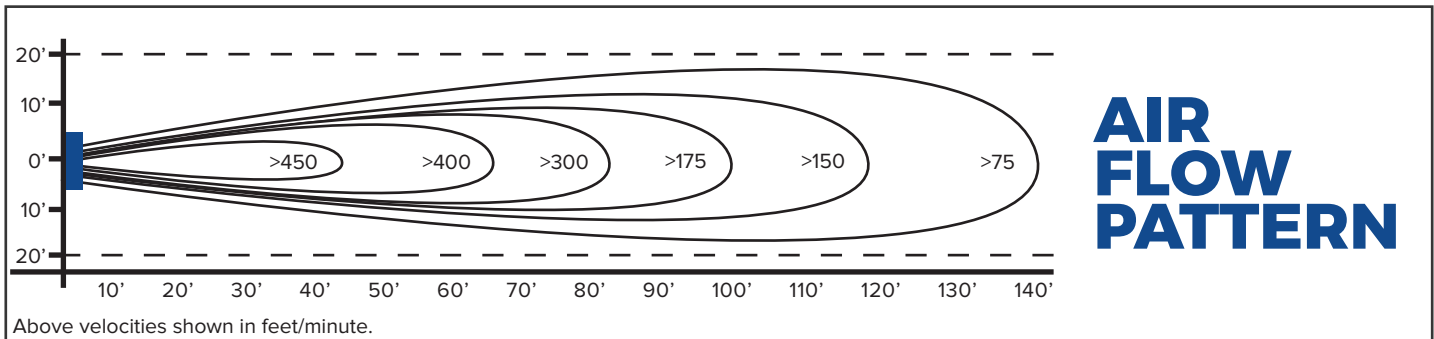
Warranty: 2 Years

MOTOR

VOLTAGE	MOTOR AMPS	RUNNING AMPS
115V/208-230V*	6.0/3.0-2.9	5.9/2.9-2.8
208-230/460V	2.4-2.3/1.2	2.3-2.2/1.1
277V	1.85	1.75

- Enclosure:** TEAO Standard
- Frame:** 56
- Ambient Temperature:** 104°F
- Duty Cycle:** Continuous

*standard



26"

HIGH VELOCITY FAN



STANDARD
YM - YOKE MOUNT

ADDITIONAL MOUNTING OPTIONS:



SHIPPING WEIGHT:	RM Rack Mount	CW Column-Wall	PS Portable Stroller	PB Pedestal Base
	103 lbs	113 lbs	129 lbs	108 lbs

SIZE	CFM	HP	FAN DIMENSIONS			AIR THROW DISTANCE	SHIPPING WEIGHT
			W	D	ID		
26"	7650	1	33"	18.5"	27"	150'	93 lbs

FEATURES

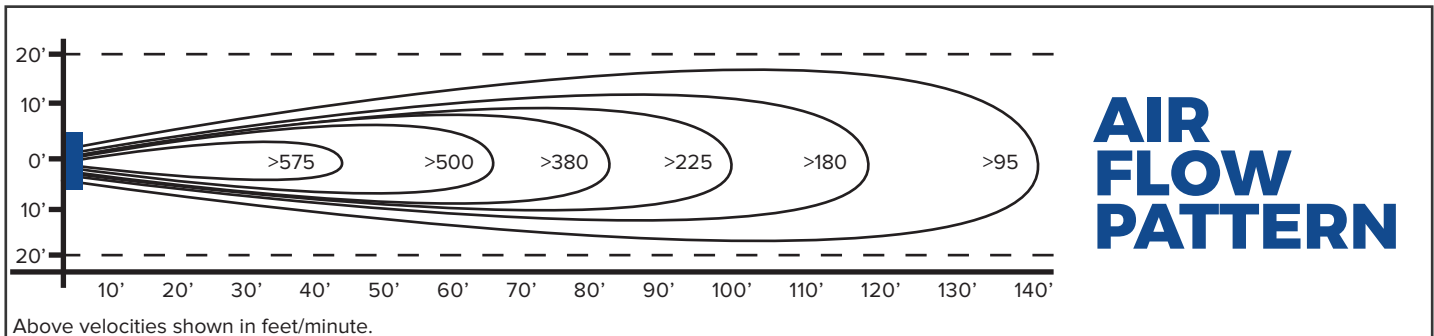
- Propeller:** 26" Diameter, 3 Blade Galvalum, 18°
- Fan Inlet/Outlet:** 14 Gauge Spun Steel
- Finger Guards:** OSHA Compliant
- Power Cord (115V Only):** 12' Length (Switch Optional)
- RPM:** 1800*/1200
- Decibels:** 80.8 @ 20' - 85.2 @ 3' (1800)
75.7 @ 20' - 81.3 @ 3' (1200)
- Coverage:** 6100 ft²
- Warranty:** 2 Years

MOTOR

VOLTAGE	MOTOR AMPS	RUNNING AMPS
115V/208-230V	13.4/6.8-6.7	12.9/6.6-6.5
208-230/460V*	3.6-3.5/1.8	3.4-3.3/1.7
277V	5.6	5.4

- Enclosure:** TEAO Standard
- Frame:** 56
- Ambient Temperature:** 104°F
- Duty Cycle:** Continuous

*standard



30"

HIGH VELOCITY FAN



STANDARD
YM - YOKE MOUNT

ADDITIONAL MOUNTING OPTIONS:



RM Rack Mount **CW** Column-Wall **PS** Portable Stroller **PB** Pedestal Base
109 lbs 119 lbs 135 lbs 114 lbs

SHIPPING WEIGHT:

SIZE	CFM	HP	FAN DIMENSIONS			AIR THROW DISTANCE	SHIPPING WEIGHT
			W	D	ID		
30"	12,000	1	37"	22"	30.875"	200'	99 lbs

FEATURES

Propeller: 30" Diameter, 2 Blade Galvalum, 15°
Fan Inlet/Outlet: High Impact Polypropylene
Finger Guards: OSHA Compliant
Power Cord (115V Only): 12' Length (Switch Optional)
RPM: 1800*/1200
Decibels: 82.2 @ 20' - 85.5 @ 3' (1800)
Coverage: 12,000 ft²

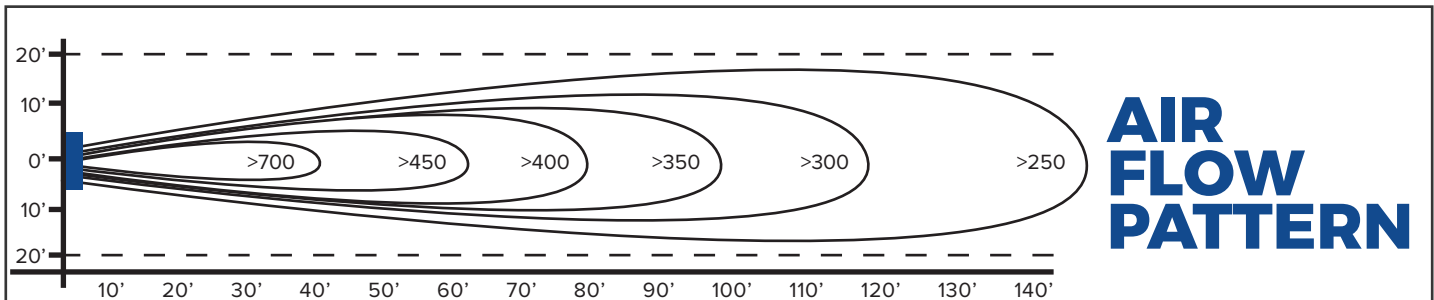
Warranty: 2 Years

MOTOR

VOLTAGE	MOTOR AMPS	RUNNING AMPS
115V/208-230V	13.4/6.8-6.7	12.9/6.6-6.5
208-230/460V*	3.6-3.5/1.8	3.4-3.3/1.7
277V	5.6	5.4

Enclosure: TEAO Standard
Frame: 56
Ambient Temperature: 104°F
Duty Cycle: Continuous

*standard



Above velocities shown in feet/minute.

AIR FLOW PATTERN

34"

HIGH VELOCITY FAN



STANDARD
YM - YOKE MOUNT

ADDITIONAL MOUNTING OPTIONS:



CW Column-Wall
239 lbs (w/ fan)



PB Pedestal Base
321 lbs (w/ fan)

SHIPPING WEIGHTS:

SIZE	CFM	HP	FAN DIMENSIONS			AIR THROW DISTANCE	SHIPPING WEIGHT
			W	D	ID		
34"	17,000	3	43.5"	25.5"	34.875"	230'	215 lbs

FEATURES

- Propeller:** 34" Diameter, 3 Blade Galvalum, 15°
- Fan Inlet/Outlet:** 14 Gauge Spun Steel
- Finger Guards:** OSHA Compliant
- Power Cord:** N/A
- RPM:** 1200
- Decibels:** 88 @ 20'
- Coverage:** 17,000 ft²

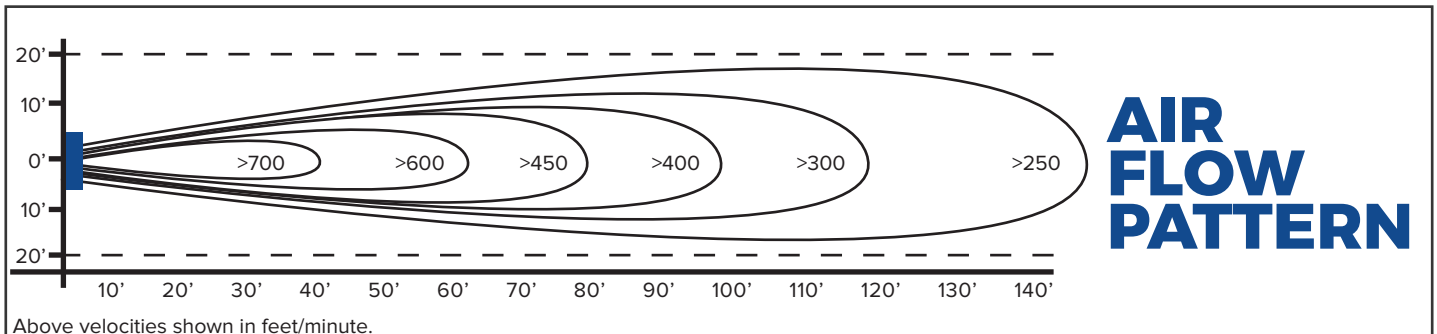
Warranty: 2 Years

MOTOR

VOLTAGE	MOTOR AMPS	RUNNING AMPS
208-230V/460V*	9.9-9.2/4.6	9.7-9.0/4.5

- Enclosure:** TEAO Standard
- Frame:** 56
- Ambient Temperature:** 104°F
- Duty Cycle:** Continuous

*standard




LOADING DOCK FANS

HVTC

COMPLETELY
RE-ENGINEERED

HV TC



Optional Integrated LED Lights

COMPARED TO PREVIOUS GENERATION 277V HVTC

- 2x airflow velocity at bulkhead of 53' trailer
- 64% lower running amps
- 68% quieter
- 27% lighter

MODEL	CFM	HP	FAN DIMENSIONS			AIR THROW DISTANCE	UNIT WEIGHT
			W	D	H		
HVTC	3200	1/2	16"	26"	17.5"	120'	42 lbs

FEATURES

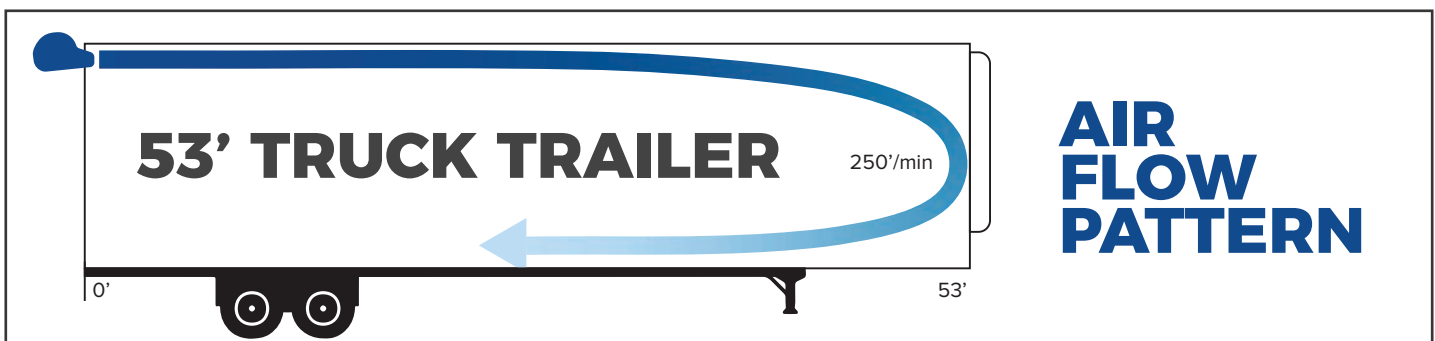
Wheel (Blower): 9.5" X 11"
Fan Housing: High Impact Polypropylene
Inlet Guards: .5" Opening
Outlet Guards (optional): .5" Opening
Mounts: Fixed 90° or Optional Swing Arm
RPM: 1075
Decibels: 75 @ 3'
Enclosure: ODP Standard
Frame: 48
Ambient Temperature: 104°F
Duty Cycle: Continuous
Warranty: 2 Years

OPTIONAL LED LIGHTS

Lumens: 3100
Wattage: 28W
CCT: 6500K
CRI: 70+
Operating voltage: 100-277
Frequency: 50/60Hz

MOTOR

VOLTAGE	MOTOR AMPS	RUNNING AMPS
115V 1Ø	6.2	5.5
208V 1Ø	2.7	2.5
277V 1Ø	2.3	1.4
460V 3Ø (3/4 HP)	1.5	1.4



LOADING DOCK FANS

TRUCK COOLERS & DOCK LIGHTS

TC-14 & TC-18

THE ORIGINAL TRUCK COOLER FANS



SIZE	CFM	HP	FAN DIMENSIONS			AIR THROW DISTANCE	SHIPPING WEIGHT
			W	D	ID		
14"	2600	1/4	20"	16"	14.625"	60'	51 lbs
18"	3800	1/2	24"	16"	19.125"	80'	60 lbs


For full fan specifications, see pages 9-10.

LOADING DOCK FAN MOUNTING OPTIONS

For mount dimensions, see page 7.



TC-Blue Mount



TC-42 Extended Mount




Fixed 90° Mount

LED DOCK LIGHT



- Sustainable lighting with powerful output
- Highly impact resistant
- No glass lamps to break or replace
- LTL tested in accordance with LM-79 standards for electrical and photometric measurements of LED fixtures

Housing: Die cast aluminum for thermal management
Power: 15W
Input Voltage: 110-240, 277V, 50/60Hz
Driver: Constant current electronic driver
Optical System: High intensity LED emitters
Lens: Impact resistant, clear acrylic lens w/ silicone gasket
CRI: 70
Color Temp: 6500K
Lumen Output: 750 lumens
Operating Temp: -4°F to 113°F
Weight: 4.8 lbs



PICK MODULE FANS

DB - THE QUIET FAN

70% QUIETER
50% MORE CLEARANCE

THE ULTIMATE PICK MODULE FAN

With an evenly distributed column of air, the DB is the **only high-velocity “quiet fan”** on the industrial market today. This innovative, distinctly sleek design **requires minimum space**, while emulating the performance of our most popular 18” fan, the industry standard in pick module applications.

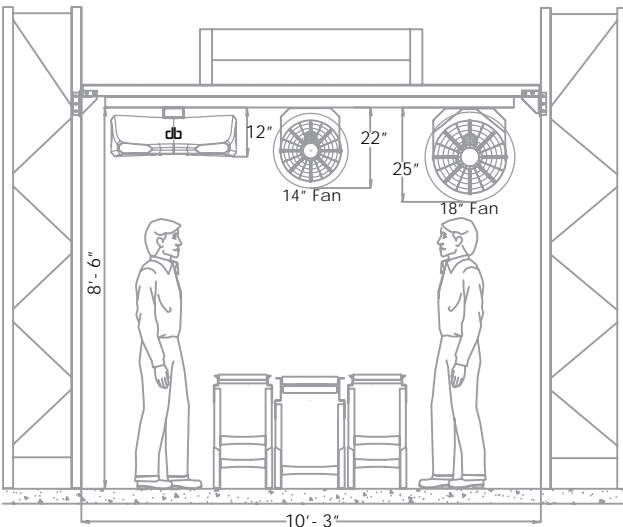
Conceived with distribution and fulfillment centers in mind, this low-profile unit seamlessly combines the need for increased air movement with the noise reduction requirements commonly found in today’s modern pick modules.



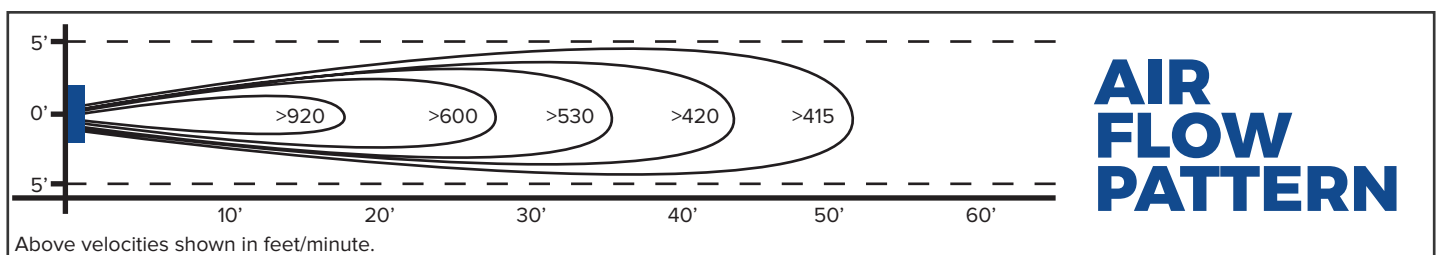
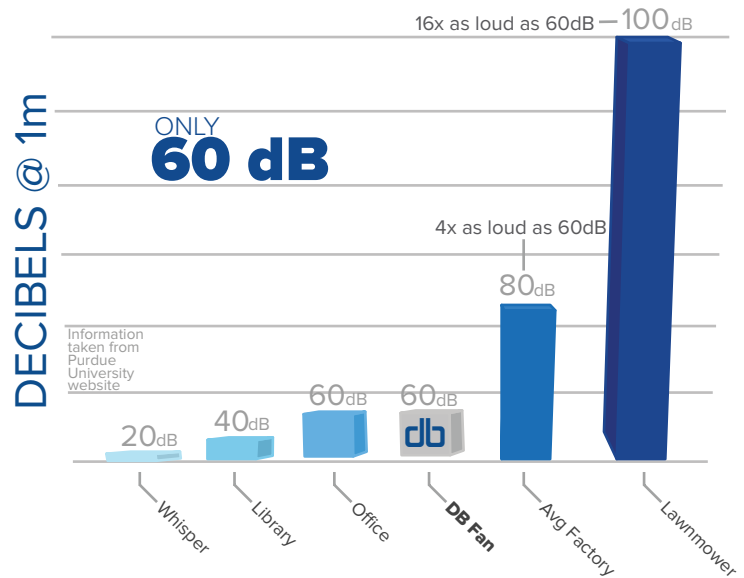
	115V	220V	277V	208-230V	460V
MOTOR AMPS	5.75	2.9	2.5	1.8	0.9
RUNNING AMPS	4.2	1.9	2.1	1	0.5

MOTOR	CFM	HP	FAN DIMENSIONS			AIR THROW DISTANCE	SHIPPING WEIGHT
			W	D	H		
TEAO	2480	1/2	35"	18.3"	12.1"	70'	39 lbs

SIZE COMPARISON




NOISE COMPARISON



AIR FLOW PATTERN

PICK MODULE FANS

RACK MOUNT FANS



RACK MOUNT FANS


These fans are just the right size for personnel or equipment cooling in confined or restricted spaces such as:

- Mezzanines
- Order picking & packing lines
- Low-ceiling rooms

These **lightweight, economical** fans produce a high volume of air with a throw distance of up to 200'. This airflow is 2-3 times greater than a typical cage or box fan, reducing the number of fans needed. The result is the power of a larger size unit in a compact, easy-to-handle fan.

- Easy assembly
- Increase airflow in tight quarters
- Low profile in mezzanine areas for head clearance

SIZE	CFM	HP	FAN DIMENSIONS		AIR THROW DISTANCE	SHIPPING WEIGHT
			W	H		
14"	2600	1/4	26"	27"	60'	40 lbs
18"	3800	1/2	30"	30.5"	80'	51 lbs
22"	5570	1/2	36.5"	36"	100'	57 lbs
26"	7650	1	41"	41"	150'	103 lbs
30"	12,000	1	43"	44"	200'	109 lbs



V-SERIES HVLS CEILING FAN



LOW-ON-COST, HIGH-ON-PERFORMANCE DESIGN FEATURES



**DIRECT DRIVE
REMARKABLY LIGHT
MAINTENANCE FREE**

- **Direct Drive:** zero gears means zero maintenance
- **Wingtips:** reduce airflow loss from blade tips, directing air downward
- **Blades:** contoured for maximum air movement
- **Weight:** no gearbox = less weight... *much* less
- **Sound:** <42 decibels - ideal for environments with sound concerns
- **Forward, Reverse and Variable Speed**
- **Environment:** IP66 VFD and IP54 motor - rated for indoor/outdoor covered spaces
- **Safety System:** multiple tiers of protection, perfect for the rough industrial setting



TECHNICAL SPECIFICATIONS

Diameter	8ft	12ft	16ft	20ft	24ft
Number of Blades	5			6	
Industrial Spacing	60 ft (18.3 m)	70 ft (21.3 m)	90 ft (27.4 m)	100 ft (30.5 m)	110 ft (33.5 m)
Max Effective Area	6850 ft ² (636 m ²)	12035 ft ² (1118 m ²)	16218 ft ² (1506 m ²)	20000 ft ² (1858 m ²)	23732 ft ² (2209 m ²)

Max RPM	120 RPM	80 RPM	80 RPM	60 RPM	50 RPM
Hanging Weight	77 lbs (30 kg)	92 lbs (42 kg)	112 lbs (51 kg)	286 lbs (130 kg)	308 lbs (140 kg)

Motor	.5 hp (0.3 kW)	1 hp (0.7 kW)	1.5 hp (1.1 kW)
-------	----------------	---------------	-----------------

Voltage	220V 1Ø 208-230V 3Ø 460V 3Ø	208-230 3Ø 460 3Ø
---------	-----------------------------------	----------------------



DRUM & CAGE FANS

DRUM FANS

SHOP FLOOR FANS



Patterson Shop Floor Drum Fans are built for performance! Need airflow in one room, then the other? Look no further as these heavy-duty industrial drum fans are for you! Easily maneuvered through doorways and aisles, these highly mobile barrel fans can be used anywhere you need air movement!

- Durable, high impact polypropylene hulls and steel motor mount with baked-on, powder-coated finish
- Quality Marathon ODP motor, 3-speed, 115V, thermally protected
- Factory-wired 12' cord w/ plug & rotary switch
- OSHA-compliant spiral wire finger guards
- Easy-to-manuever semi-pneumatic wheels
- Decibels on medium speed: 67.5 @ 20' - 72.8 @ 3'

SIZE	CFM	HP	PHASE	AMP DRAW	FAN DIMENSIONS		SHIPPING WEIGHT
					D	H	
30"	6200/6800/7500	1/2	115V 1Ø	4.9/5.2/5.8	15.25"	37"	72 lbs

CAGE FANS

PEDESTAL FANS

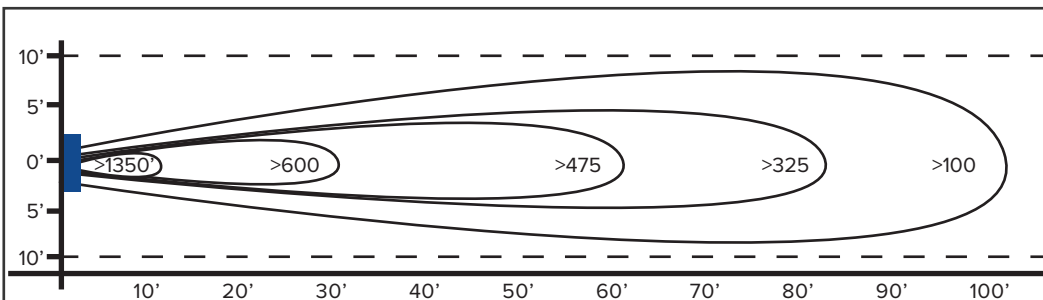
- ODP motor, 2-speed
- 115V, thermally protected
- Motor speed: 750/1075 RPM
- 10' cord w/ in-line cord switch
- OSHA compliant finger guards
- 1 year warranty
- Decibels on 30" fan:
Low - 67 @ 20' - 77 @ 3'
High - 71 @ 20' - 83 @ 3'



MOUNTING OPTIONS

Closed Pedestal Base (33" W)
Column-Wall

SIZE	CFM	HP	PHASE	RUNNING AMPS	SHIPPING WEIGHT
18"	3010/4600	1/2	115V 1Ø	3.7	43 lbs
24"	4000/6300	1/2	115V 1Ø	5.6	50 lbs
30"	8600/9700	1/2	115V 1Ø	5.6	54 lbs



Above velocities shown in feet/minute.

**30"
AIR
FLOW
PATTERN**

STAINLESS STEEL & GALVANIZED

HEAVY-DUTY FANS

AIR MOVEMENT FOR HARSH ENVIRONMENTS

STAINLESS STEEL HV FANS

Sizes 14" - 30"



- #304 polished stainless steel hulls
- Choice of motors:
 - Totally enclosed
 - Washdown duty
 - Stainless steel
- Stainless steel blades (14" - 26")
- OSHA compliant stainless steel finger guards

MOUNTING OPTIONS

YM	Yoke Mount (standard)
CW	Column-Wall
PS	Portable Stroller

For full fan specifications, see pages 9-13. For mount dimensions, see page 7.

STAINLESS STEEL CAGE FANS

Sizes 18" - 30"



- Marathon TEAO or stainless steel washdown motor
- 115V thermally protected
- Motor speed: 1075 RPM
- OSHA compliant stainless steel guards
- Factory-wired 10' cord
- 1-year warranty

MOUNTING OPTIONS

CW	Column-Wall
PS	Portable Stroller

For full fan specifications, see page 20.

GALVANIZED AGRICULTURE/ LIVE HAUL FAN



- 1 HP
- 19,000 CFM
- 48" diameter
- Permanently sealed ball bearings
- IP55 motor rating
- Mounting holes on frame
- Optional wall box kit

FABRIC AIR DUCTS

POWER TUBES

EFFICIENTLY DIRECT & CONTROL AIRFLOW DISTRIBUTION ACROSS LARGE AREAS



By placing 3” holes the length of the tubes, employees experience air movement without having to stand directly in front of a high velocity fan.

Power Tubes allow you to use a single fan in situations where, otherwise, several fans would be required. This helps maintain a low-profile position by not obstructing operational floor space, allowing production to run smoothly and efficiently.

- **Inexpensive** and **low-profile** air distribution for cooling and heating
- Strategically placed holes down the tube receive smooth, consistent air movement.
- Available in five standard models
- **Endless combination** of custom configurations

MODEL	TUBE LENGTH	TUBE DIAMETER	HOLE SIZE	HOLE QUANTITY	HOLE PLACEMENT	HOLE SPACING	TOTAL CFM	SHIPPING WEIGHT	VELOCITIES @ 4'	DISTANCE 8'
PT-60-14"	60'	21"	3"	38	5 & 7 o'clock	38"	2600	14 lbs	>300 FPM	<75 FPM
PT-80-18"	80'	26"	3"	56	5 & 7 o'clock	34"	3800	19 lbs	>300 FPM	<75 FPM
PT-100-22"	100'	31"	3"	80	5 & 7 o'clock	30"	5570	25 lbs	>300 FPM	<75 FPM
PT-150-26"	150'	35"	3"	108	5 & 7 o'clock	33"	7650	43 lbs	>300 FPM	<75 FPM
PT-250-30"	250'	39"	3"	172	5 & 7 o'clock	35"	12,000	72 lbs	>300 FPM	<75 FPM

CUSTOM TUBES AVAILABLE



COOLING AND HEATING!

Power Tubes are economical even during the winter months, keeping the air destratified. This process works by mixing the warm air trapped near the ceiling with the cooler air below to create a balanced temperature, thus reducing the strain on your HVAC system.

By taking into account work area size, floor plan and other variables, our sales engineers will help you design a system that meets the unique air movement requirements of your application.

PREMIUM PERFORMANCE
ABSOLUTE LOWEST PRICE!

SUPPLY & EXHAUST FANS



SUPPLY FANS WALL EXHAUSTERS ROOF VENTILATORS

Remove smoke, condensation, fumes, and more with our total ventilation solutions.



HVSU

High-Velocity Supply Unit
Sizes 22" & 30"
5,570 - 12,000 CFM
120' - 200' Air Throw Distance




DOWN BLAST

Roof Exhauster
Sizes 6" - 48"
100 - 28,600 CFM
SP 1-1/4"



UBB/UBX

Belt & Direct Upblast
Sizes 24" - 72"
5,900 - 78,900 CFM
SP 1/2"



LC

Wall Exhauster
Light Duty
Sizes 20" - 60"
3,000 - 40,000 CFM
SP 5/8"



L2

Wall Exhauster
Medium Duty
Sizes 24" - 60"
5,000 - 47,000 CFM
SP 3/4"



L3

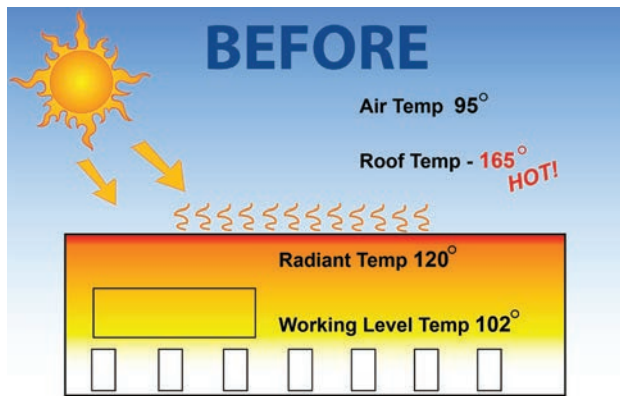
Wall Exhauster
Heavy Duty
Sizes 42" - 72"
25,000 - 85,000 CFM
SP 1"

SOLAR SHIELD

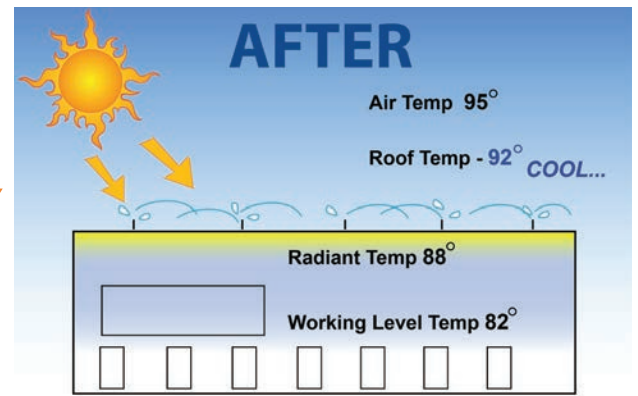
EVAPORATIVE ROOF & TRUCK TRAILER COOLING

ROOF COOLING

Solar Shield is an environmentally friendly solution, using water (even surplus process water) to **save money on energy costs!** Solar Shield intermittently sprays a fine mist of water on your roof and allows that water to evaporate, keeping your building from getting hot. You can **eliminate up to 50% of the heat** that would normally get inside your building!



**COOL
YOUR
FACILITY
WITH
WATER**



TRUCK TRAILER COOLING

As the sun beats down, there can be tremendous heat build up inside a truck trailer. Temperatures may increase to feel like an oven which can become dangerous when employees are loading and unloading goods. **Trailers can reach 150°F** making these some of the hottest areas at any facility. With Solar Shield's patent-pending roof spray system, you can eliminate that heat load on your trailer from the scorching roof.




INSTALLATION SERVICES

Patterson Fan offers four tiers of installation services for your convenience.



TIER 1 ON-SITE SUPPORT

Patterson will make arrangements to be at your facility for all (or a portion) of the installation process. No installation crew will be provided.



TIER 2 MECHANICAL INSTALLATION

Patterson will install the purchased equipment, including:

- A dedicated installation crew
- Fan positioning based on need/customer request
- All necessary supplies to securely mount each fan



TIER 3 MECHANICAL INSTALLATION & BASIC WIRING

Tier 2 service as well as:

Basic wiring tasks will be performed to prepare each fan for final electrical power hookup by a customer provided, fully licensed electrician.



TIER 4 FULL TURNKEY INSTALLATION

Tier 3 service as well as:

Basic wiring tasks will be performed to prepare each fan for final electrical power hookup.

In addition, Patterson will work with a customer preferred (or Patterson sourced) fully licensed electrician to make all final electrical power connections. All equipment will be tested to ensure operability prior to job completion. If necessary, customer personnel will be trained on equipment functionality.

COMPLETE PRODUCT LINE



10" High Velocity Workstation Fan
30' Air Throw
Pedestal Base and TC Mounts Available
56.5 Decibels @ 20'



YM: Yoke Mount
Sizes 14 - 34"
2,600 - 17,000 CFM
60' - 230' Air Throw
EC Motor Available
63.1+ Decibels @ 20'



RM: Rack Mount
Sizes 14 - 30"
2,600 - 12,000 CFM
50' - 200' Air Throw
EC Motor Available
Low-profile Mounting



CW: Column-Wall
Sizes 14 - 34"
2,600 - 17,000 CFM
60' - 230' Air Throw
EC Motor Available
Oscillator Available



PS: Portable Stroller
Sizes 14 - 30"
2,600 - 12,000 CFM
50' - 200' Air Throw
EC Motor Available
Wheels to Maneuver



PB - Pedestal Base
Sizes 14 - 34"
2,600 - 17,000 CFM
60' - 230' Air Throw
EC Motor Available
63.1+ Decibels @ 20'



TC: Truck Cooler
Sizes 14 - 18"
2,600 - 3,800 CFM
50' - 80' Air Throw
EC Motor Available
Dock Light Available



HVTC: High Velocity Truck Cooler Blower
3,200 CFM
120' Air Throw
250 FPM @ Bulkhead
Low-profile Mounting



DB: The Quiet Fan Pick Module Fan
12" Height for Low Ceilings
60 Decibels @ 3'
50' Air Throw
39 Pounds



30" Shop Floor Drum Fan
7,500 CFM
3-Speed Motors
67.5 Decibels @ 20'
Easy to Maneuver



V-Series HVLS Ceiling Fans: Sizes 8 - 24'
Direct-drive Motor
Zero Maintenance
No Gearbox, Less Weight
<42 Decibels



Power Tubes Fabric Air Duct Systems
2,600 - 12,000 CFM
60' - 250' Tube Lengths
Large Area Air Distribution
Custom Configurations



Cage Fans
Sizes 18, 24, 30"
4,600 - 9,700 CFM
2-Speed Motors
Adjustable Pedestal Base or CW Mount



Stainless Steel Fans
Sizes 14 - 30"
2,600 - 12,000 CFM
#304 Polished SS
Washdown Motors
Stainless Steel Blades



Stainless Steel Cage Fans
Sizes 18, 24, 30"
6,300 - 9,700 CFM
OSHA Guards
Washdown Motors



Evaporative Roof & Truck Cooling
Roof spray system - Eliminate heat buildup at ceilings; Reduce inside temps



LED Dock Light
15 Watt
Die Cast Aluminum
775 Focused Lumens
6500K Color Temp
110-240, 277 Volts



LC: Wall Supply/Exhaust Fan
Sizes 20 - 60"
3,900 - 36,800 CFM
5/8" Static Pressure



HVSU: High Velocity Supply Unit
Sizes 22 & 30"
5,570 - 12,000 CFM
120' - 200' Air Throw



Roof Exhausters - Upblast & Downblast Fans
Sizes 6 - 72"
100 - 78,900 CFM

- additional ventilation products available -

pattersonfan.com

800.768.3985 phone **803.691.4751** fax
1120 Northpoint Blvd. Blythewood, SC 29016



PROVIDING TOTAL INDUSTRIAL
AIR MOVEMENT SOLUTIONS
SINCE 1989